



Cemprotec 2000-S

Flexible Waterproof Sealing Tape

Product Overview

Advanced, elastomeric, highly tear-resistant, breathable, waterproof sealing tape.

Description and Use

CEMPROTEC 2000-S is a high performance waterproof sealing tape which is embedded in the **CEMPROTEC** range of cementitious coatings to provide a highly flexible impermeable seal over 'live' cracks and expansion or construction joints in waterproofing applications.

Advantages

- Permanently elastomeric composite tape exhibiting over 600% elongation.
- Adhered using the Flexcrete range of polymer modified cementitious coatings to enable simple application.
- Excellent weathering resistance and highly tolerant of a wide range of chemicals.
- Impermeable to water under 10 bar hydrostatic pressure (100m head of water).

Compatible Coatings

CEMPROTEC 2000-S can be used in conjunction with the following range of **FLEXCRETE** cementitious coatings:

CEMENTITIOUS COATING 851
CEMPROTEC 851F
CEMPROTEC E942
CEMPROTEC ELASTIC
CEMPROTEC E-FLOOR & E-FLOOR HB

Compliance

- WRAS approved for use in contact with potable water.

Application Instructions

Preparation

The areas to be treated must be free from all unsound material including dust, oil, grease, corrosion by-products and organic growth. Smooth surfaces should be roughened, all loose material and surface laitance removed, and steel cleaned to bright metal preferably using wet grit or water blasting techniques or equivalent approved methods. The strength of the concrete sub-base should be a minimum of 20MPa. Ensure all surfaces are fully saturated but free from standing water.

Priming

Seal floors and deck areas using **CEMPROTEC EF PRIMER** except on drinking water structures when **POLYMER ADMIXTURE 850** should be used. See relevant Data Sheets for instructions.

Placing

Apply 25mm wide masking tape centrally over the crack or joint before brush applying a 1mm thickness of **CEMPROTEC E942** or **CEMENTITIOUS COATING 851** extending a minimum of 20mm beyond the edges of the reinforcing tape. Uniformly embed **CEMPROTEC 2000-S** using a brush, trowel or similar, ensuring there are no wrinkles. Leave until stable and apply a final 1mm coat of **CEMPROTEC** cementitious coating encapsulating the **CEMPROTEC 2000-S** as shown in the detail drawings. In applications where a high degree of movement is expected apply **CEMPROTEC ELASTIC** as the finishing coat.

Over expansion joints, leave additional slack in the tape to allow for the designed degree of joint movement. An optional second tape can be installed where additional protection is required.

Tape Joints and Overlaps

Create joints or overlaps, e.g. at tape intersections, using a 100mm length of **CEMPROTEC 2000-BJT** self-adhesive butyl strip, cut to width. Use a hard roller to achieve full bond. Alternatively, join a second length of tape to the top of an adhered tape by applying 1mm of Flexcrete cementitious coating with a 100mm overlap. Do not use **CEMPROTEC ELASTIC** for this procedure.

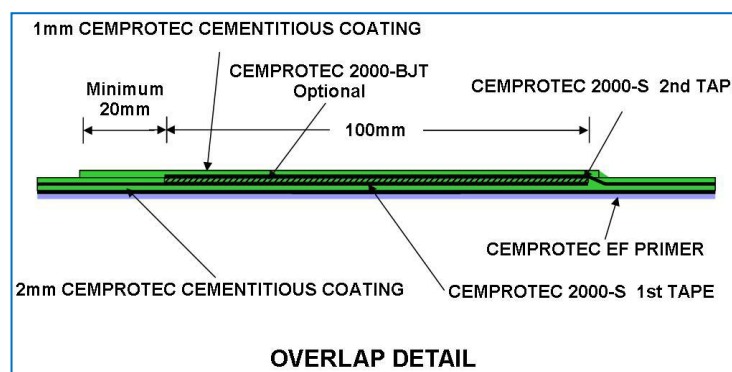
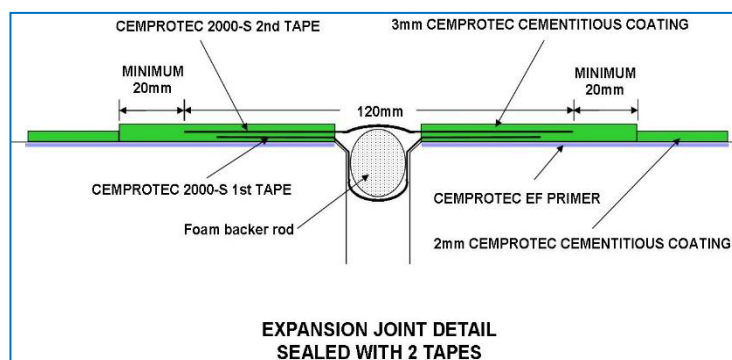
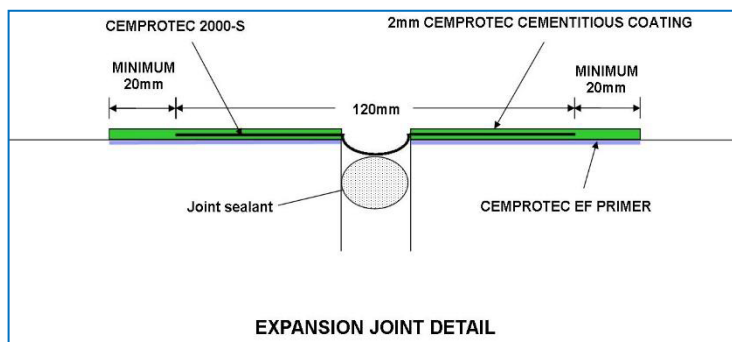
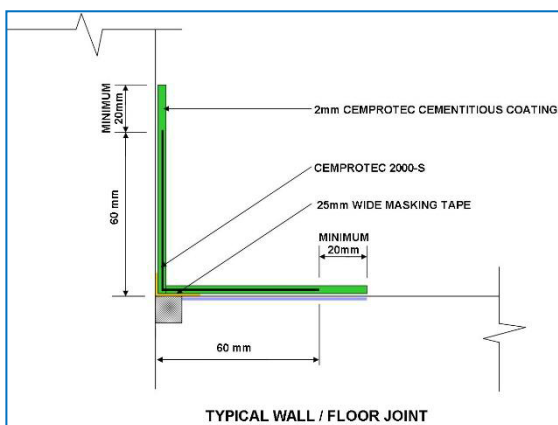
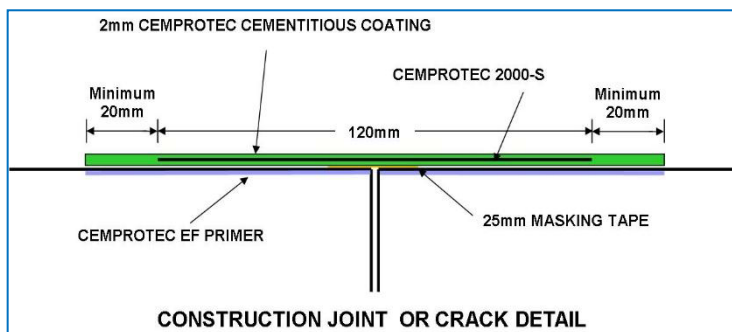
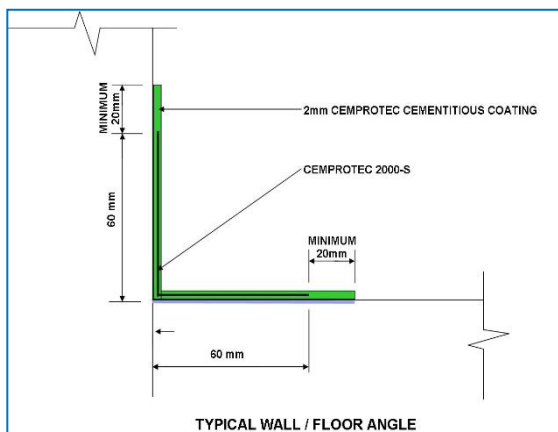
Cleaning and Storage

- Store in dry conditions in original packaging.

Health and Safety

- Safety Data Sheets are available on request.

Detail Drawings



Application Top Tips

1. Regularly check **CEMPROTEC** cementitious coating thickness during application using a wet film thickness gauge.
2. Use sufficient pressure to draw the **CEMPROTEC** cementitious coating up through the perforations at the edge of the tape but do not squeeze the embedment coat out from the sides.
3. When treating corners, cut **CEMPROTEC 2000-S** to the desired length plus an additional 100mm. Fold to create a centre crease. Make a 100mm cut along the crease to create an even corner overlap and embed as normal. Leave to stabilise before applying tape from the opposite direction in the same manner.
4. In vertical and overhead applications **CEMPROTEC 2000-S** may require some additional support whilst the cementitious coating stabilises.
5. When treating expansion joints install a proprietary joint sealant, filler board or foam backer rod leaving sufficient room to form the bellow in the tape.
6. In trafficked areas protect exposed expansion joint by fixing a metal plate to one side of the joint.
7. In cold humid conditions, condensation may form on the **CEMPROTEC** cementitious coating resulting in darkening of finish and retardation of set.
8. Cold Weather Working (See separate Guide)
 - ≥3°C on a rising thermometer.
 - ≥5°C on a falling thermometer.
 - Do not use any **CEMPROTEC** coating Part A which has been frozen.
9. Hot Weather Working (See separate Guide)
 - Store material in cool conditions to maximise working life.
 - Shade applied **CEMPROTEC** cementitious coating from strong sunlight.
 - Spray apply a second coat of **CURE-SEAL WB**.
 - If possible, avoid extreme temperatures by working at night.

The information herein is correct to the best of our knowledge, but it does not necessarily refer to the particular requirements of the customer. If the customer has any particular requirements it should make them known in writing to Flexcrete Technologies Limited, and obtain further advice accordingly.



Technical Data

Property	Result
Basis	Elastomeric membrane encapsulated in backing fabric
Colour	White
Sizes	12cm wide 10m or 50m long roll 20cm wide 50m long roll
Thickness	0.4mm
Elongation	Typically 600% (ASTM D-638)
Joint Movement	Typically 100% of joint width
Impermeability	Resists 10 bar water pressure
Temperature Range	-20°C. to +90°C

The properties given above are obtained from laboratory tests: results obtained from on-site testing may vary according to site conditions.

Schematic Details

