

Silverliner® OSCB

Technical Data Sheet



ME 5111

FSi Limited
Westminster Industrial Estate
Tamworth Road
Measham
DE12 7DS
UK



www.fsilttd.com
Email: technical@fsilttd.com
Tel: +44 (0) 1530 515130
Fax: +44 (0) 1530 273564

Technical Description of the Product

Silverliner® Open State Cavity Barrier (OSCB) is developed to protect the voids between the outer façade and the inner construction element of the building. The product is designed for use in a ventilated façade, the Silverliner® OSCB allows for 25mm or 50mm linear air gap to ensure movement of air and drain any moisture within the facade. The aluminium foil restricts fibre migration and offers a class 'O' rating. In the event of a fire the intumescent outer edge of the product will expand and close the ventilation gap between the product and the façade preventing the passage of fire and smoke from one compartment to another.

Intended areas of Use:

- Between the inner substrate and the external building envelope
- In conjunction with Paraflam® where vertical Cavity Barriers are required
- Where movement of air and moisture is required
- Systems to cover void ranges from 2mm- 550mm

Key product advantages:

- 3rd Party approved- EWCL5 WarringtonFire
- Assumed working life of 25 years
- Non-combustible core
- 'Dry fit' solution, no cure time
- Fast installation using brackets

PRODUCT SPECIFICATION

Technical Information	
Total void size	≤ 550mm
Air Gap	≤ 50mm
Fire resistance	Up to 120 minutes tested in accordance with ASFP TGD 19 & BS 476: Part 20.
Ventilation void closure time	≤ 5 minutes
Product dimensions	1000mm x 75mm (width is variable depending on building requirements)
	1000mm x 120mm (width is variable depending on building requirements)
Density	Mineral fibre 80kg/m ³
Brackets	Steel - 1.5mm thickness, 390mm or 635mm length For product size in excess of 300mm (w) use 635mm
Fixings	3 brackets per 1000mm @250mm centres (length 390mm or 635mm)

Please contact technical@fsiltd.com for more specification and test results

FSi has Technical Representatives who provide assistance in the selection and specification of FSi products. For more information, specification and technical advice please call our Head Office on Tel: +44 (0) 1530 515130. Guarantee / Warranty: FSi products are manufactured to rigid standards of quality. No liability can be accepted for the information provided in this document although it is published in good faith and believed to be correct. FSi Limited reserves the right to alter product specifications without prior notice, in line with our Company policy of continuous development and improvement.

OPEN STATE CAVITY BARRIER

Products

1. Silverliner® Open State Cavity Barrier 1
2. Steel Brackets
3. Paraflam® SEB

Maximum Void Size Performance (mins)

175 mm	Integrity: 90 Insulation: 30
350 mm	Integrity: 30 Insulation: 30

Maximum Air Gap Product Dimensions


25 mm	Length: 1000mm Depth: 75mm
-------	-------------------------------

Additional Notes

Fire Resistance

Silverliner® OSCB has been tested in accordance with ASFP TGD 19 Fire Resistance Test for 'Open-State' Cavity Barriers used in the external envelope or fabric of buildings.

In the test a representative sample of an 'open-state' cavity barrier is exposed to a specified regime of heating and pressure as specified in EN 1363-1. The fire resistance performance of the test specimen is also monitored as stipulated by this standard and the results are expressed as the time for which the appropriate criteria have been satisfied.



Installation

- Silverliner® OSCB cavity barrier is installed in the voids between the outer rainscreen facade and the inner construction element of the building.
- Any insulation fitted to the inner construction element of the building should be cut away where Silverliner® OSCB is to be installed.
- Specified steel brackets should be fixed to substrate using suitable non-combustible fixings. (If not using FSi brackets please seek technical advice for the suitability) 3 brackets per 1000mm piece should be fixed at 250mm, 500mm and 750mm.
- Silverliner® OSCB should be then placed on to the brackets. The brackets must span 75% of the width of the product.
- Once the Silverliner® OSCB is installed, tape over all joints/junctions with silver foil tape ensuring all abutting edges are sealed.

*When selecting length of bracket. You need to take into account the overall width of the product.

OPEN STATE CAVITY BARRIER

Products

1. Silverliner® Open State Cavity Barrier 2
2. Steel Brackets
3. Paraflam® SEB

Maximum Void Size Performance (mins)

350 mm

Integrity: 30
Insulation: 30

Maximum Air Gap Product Dimensions

50 mm


Length: 1000mm
Depth: 75mm

Additional Notes

Fire Resistance

Silverliner® OSCB has been tested in accordance with ASFP TGD 19 Fire Resistance Test for 'Open-State' Cavity Barriers used in the external envelope or fabric of buildings.

In the test a representative sample of an 'open-state' cavity barrier is exposed to a specified regime of heating and pressure as specified in EN 1363-1. The fire resistance performance of the test specimen is also monitored as stipulated by this standard and the results are expressed as the time for which the appropriate criteria have been satisfied.



Installation

- Silverliner® OSCB cavity barrier is installed in the voids between the outer rainscreen facade and the inner construction element of the building.
- Any insulation fitted to the inner construction element of the building should be cut away where Silverliner® OSCB is to be installed.
- Specified steel brackets should be fixed to substrate using suitable non-combustible fixings. (If not using FSi brackets please seek technical advice for the suitability) 3 brackets per 1000mm piece should be fixed at 250mm, 500mm and 750mm.
- Silverliner® OSCB should be then placed on to the brackets. The brackets must span 75% of the width of the product.
- Once the Silverliner® OSCB is installed, tape over all joints/junctions with silver foil tape ensuring all abutting edges are sealed.

*When selecting length of bracket. You need to take into account the overall width of the product.

OPEN STATE CAVITY BARRIER

Products

1. Silverliner® Open State Cavity Barrier 3
2. Steel Brackets
3. Paraflam® SEB

Maximum Void Size Performance (mins)

Maximum Void Size	Performance (mins)
52 - 176 mm	Integrity: 90 Insulation: 60
177 - 327 mm	Integrity: 120 Insulation: 120
328 - 527 mm	Integrity: 90 Insulation: 60

Maximum Air Gap Product Dimensions


Maximum Air Gap	Product Dimensions
25 mm	Length: 1000mm Depth: 120mm

Additional Notes

Fire Resistance

Silverliner® OSCB has been tested in accordance with ASFP TGD 19 Fire Resistance Test for 'Open-State' Cavity Barriers used in the external envelope or fabric of buildings.

In the test a representative sample of an 'open-state' cavity barrier is exposed to a specified regime of heating and pressure as specified in EN 1363-1. The fire resistance performance of the test specimen is also monitored as stipulated by this standard and the results are expressed as the time for which the appropriate criteria have been satisfied.



Installation

- Silverliner® OSCB cavity barrier is installed in the voids between the outer rainscreen facade and the inner construction element of the building.
 - Any insulation fitted to the inner construction element of the building should be cut away where Silverliner® OSCB is to be installed.
 - Specified steel brackets should be fixed to substrate using suitable non-combustible fixings. (If not using FSi brackets please seek technical advice for the suitability) 3 brackets per 1000mm piece should be fixed at 250mm, 500mm and 750mm.
 - Silverliner® OSCB should be then placed on to the brackets. The brackets must span 75% of the width of the product.
 - Once the Silverliner® OSCB is installed, tape over all joints/junctions with silver foil tape ensuring all abutting edges are sealed.
- *When selecting length of bracket. You need to take into account the overall width of the product.

OPEN STATE CAVITY BARRIER

Products

1. Silverliner® Open State Cavity Barrier 4
2. Steel Brackets
3. Paraflam® SEB

Maximum Void Size Performance (mins)

Maximum Void Size	Performance (mins)
54 - 199 mm	Integrity: 90 Insulation: 60
200 - 354 mm	Integrity: 90 Insulation: 90
355 - 550 mm	Integrity: 90 Insulation: 60

Maximum Air Gap Product Dimensions



Maximum Air Gap	Product Dimensions
50 mm	Length: 1000mm Depth: 120mm

Additional Notes

Fire Resistance

Silverliner® OSCB has been tested in accordance with ASFP TGD 19 Fire Resistance Test for 'Open-State' Cavity Barriers used in the external envelope or fabric of buildings.

In the test a representative sample of an 'open-state' cavity barrier is exposed to a specified regime of heating and pressure as specified in EN 1363-1. The fire resistance performance of the test specimen is also monitored as stipulated by this standard and the results are expressed as the time for which the appropriate criteria have been satisfied.



Installation

- Silverliner® OSCB cavity barrier is installed in the voids between the outer rainscreen facade and the inner construction element of the building.
- Any insulation fitted to the inner construction element of the building should be cut away where Silverliner® OSCB is to be installed.
- Specified steel brackets should be fixed to substrate using suitable non-combustible fixings. (If not using FSi brackets please seek technical advice for the suitability) 3 brackets per 1000mm piece should be fixed at 250mm, 500mm and 750mm.
- Silverliner® OSCB should be then placed on to the brackets. The brackets must span 75% of the width of the product.
- Once the Silverliner® OSCB is installed, tape over all joints/junctions with silver foil tape ensuring all abutting edges are sealed.

*When selecting length of bracket. You need to take into account the overall width of the product.

OPEN STATE CAVITY BARRIER

Products

1. Silverliner® Open State Cavity Barrier X
2. 75 mm long x 8 mm diameter non-combustible screw bolts

Maximum Void Size Performance (mins)

Maximum Void Size	Performance (mins)
27 mm	Integrity: 90 Insulation: 60

Maximum Air Gap Product Dimensions



Maximum Air Gap	Product Dimensions
25 mm	Length: 25000mm Depth: 75mm

Additional Notes

Fire Resistance

Silverliner® OSCB has been tested in accordance with ASFP TGD 19 Fire Resistance Test for 'Open-State' Cavity Barriers used in the external envelope or fabric of buildings.

In the test a representative sample of an 'open-state' cavity barrier is exposed to a specified regime of heating and pressure as specified in EN 1363-1. The fire resistance performance of the test specimen is also monitored as stipulated by this standard and the results are expressed as the time for which the appropriate criteria have been satisfied.



Installation

- Silverliner® OSCB X cavity barrier is 2mm thick x 75mm wide intumescent strip designed to be installed in the voids between the outer rainscreen facade and the inner construction element of the building.
- OSCB X is supplied in the form of a 25000mm roll for ease of use and versatility. Unroll the necessary length of Silverliner OSCB X as required and remove the plastic strip from adhesive side of OSCB X prior to installation.
- 75 mm long x 8 mm diameter non-combustible screw bolts must be used to fix the OSCB X directly to the inner element of construction where Fire Resistance is required, at a maximum 250mm centres ensuring the screed side is facing inwards.